

# **CRAIG GOUKER ROOFING**

**412-664-7679**

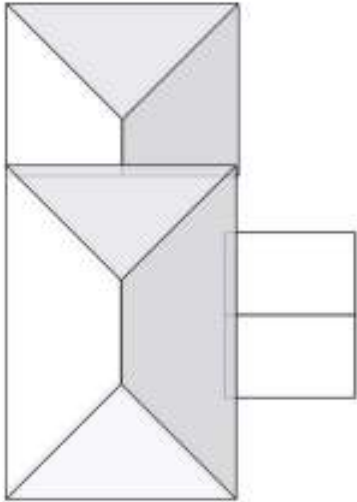


Prepared for you by Craig Gouker Roofing

Craig Gouker Roofing  
4001 Clairton Road  
West Mifflin, PA 15122

Craig Gouker  
tel.412-664-7679  
email:craiggouker@comcast.net  
www.craiggoukerroofing.com

Precise Aerial Measurement Report



In this 3D model, facets appear as semi-transparent to reveal overhangs.

### PREPARED FOR

**Contact:** Craig Gouker  
**Company:** Craig Gouker Roofing  
**Address:** 4001 Clairton Road  
 West Mifflin, PA 15122  
**Phone:** 412-664-7679

### TABLE OF CONTENTS

Images .....1  
 Length Diagram .....4  
 Pitch Diagram .....5  
 Area Diagram .....6  
 Notes Diagram.....7  
 Report Summary .....8

### MEASUREMENTS

- Total Roof Area =2,726 sq ft
- Total Roof Facets =9
- Predominant Pitch =6/12
- Number of Stories >1
- Total Ridges/Hips =178 ft
- Total Valleys =0 ft
- Total Rakes =23 ft
- Total Eaves =263 ft

Measurements provided by [www.eagleview.com](http://www.eagleview.com)



**Certified Accurate**

[www.eagleview.com/Guarantee.aspx](http://www.eagleview.com/Guarantee.aspx)

## IMAGES

The following aerial images show different angles of this structure for your reference.

Top View



# IMAGES

North Side



South Side



IMAGES

East Side



West Side

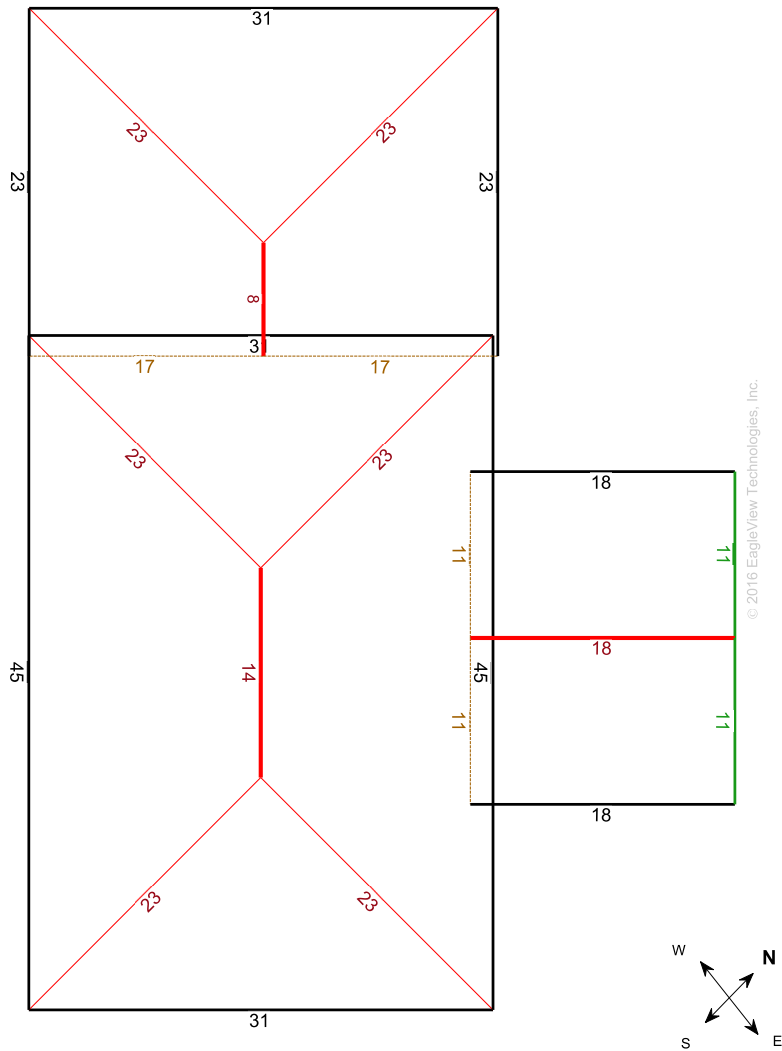


# LENGTH DIAGRAM

Total Line Lengths:

**Ridges = 39 ft**  
**Hips = 139 ft**

 Valleys = 0 ft  
 Rakes = 23 ft  
 Eaves = 263 ft

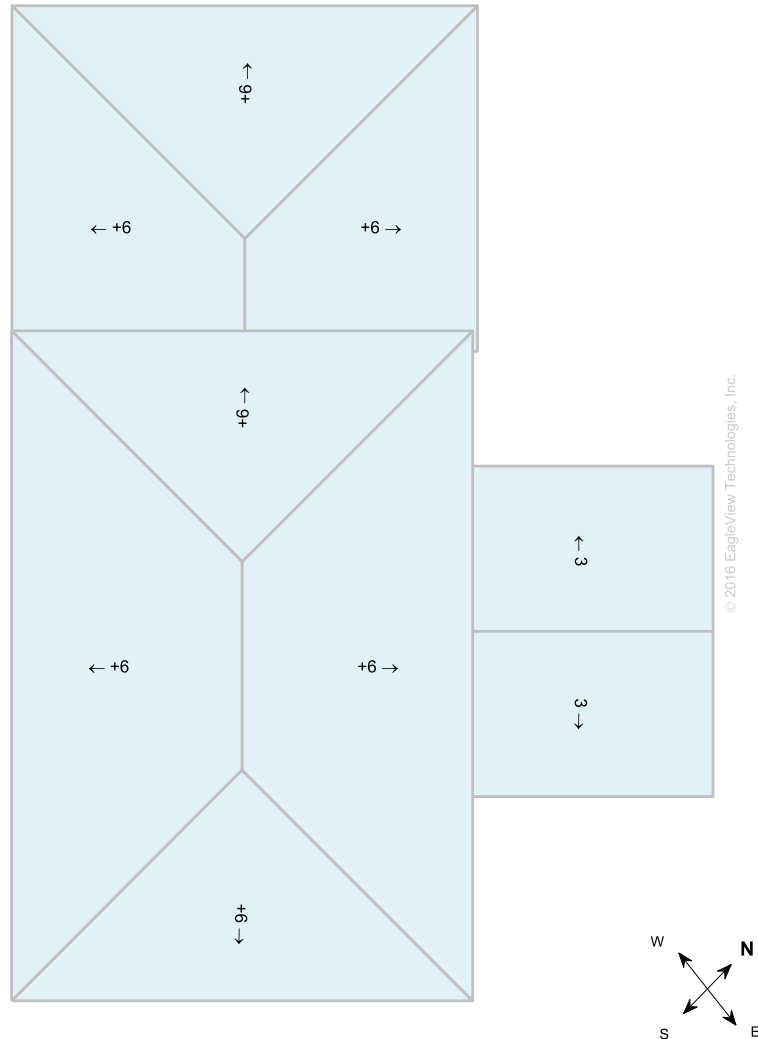
 Flashing = 0 ft  
 Step flashing = 58 ft  
 Parapets = 0 ft


© 2016 EagleView Technologies, Inc.

**Note:** This diagram contains segment lengths (rounded to the nearest whole number) over 5 feet. In some cases, segment labels have been removed for readability. Plus signs preface some numbers to avoid confusion when rotated (e.g. +6 and +9).

# PITCH DIAGRAM

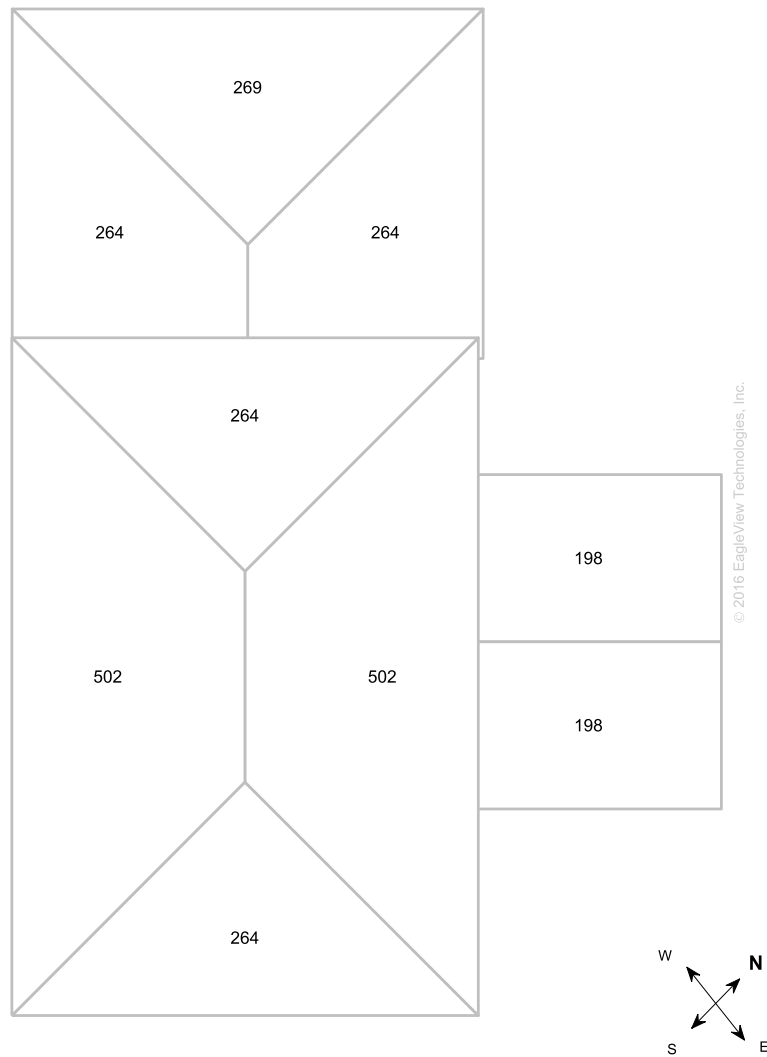
Pitch values are shown in inches per foot, and arrows indicate slope direction. The predominant pitch on this roof is 6/12.



**Note:** This diagram contains labeled pitches for facet areas larger than 20 square feet. In some cases, pitch labels have been removed for readability. Blue shading indicates a pitch of 3/12 and greater.

# AREA DIAGRAM

Total Area = 2,726 sq ft, with 9 facets.

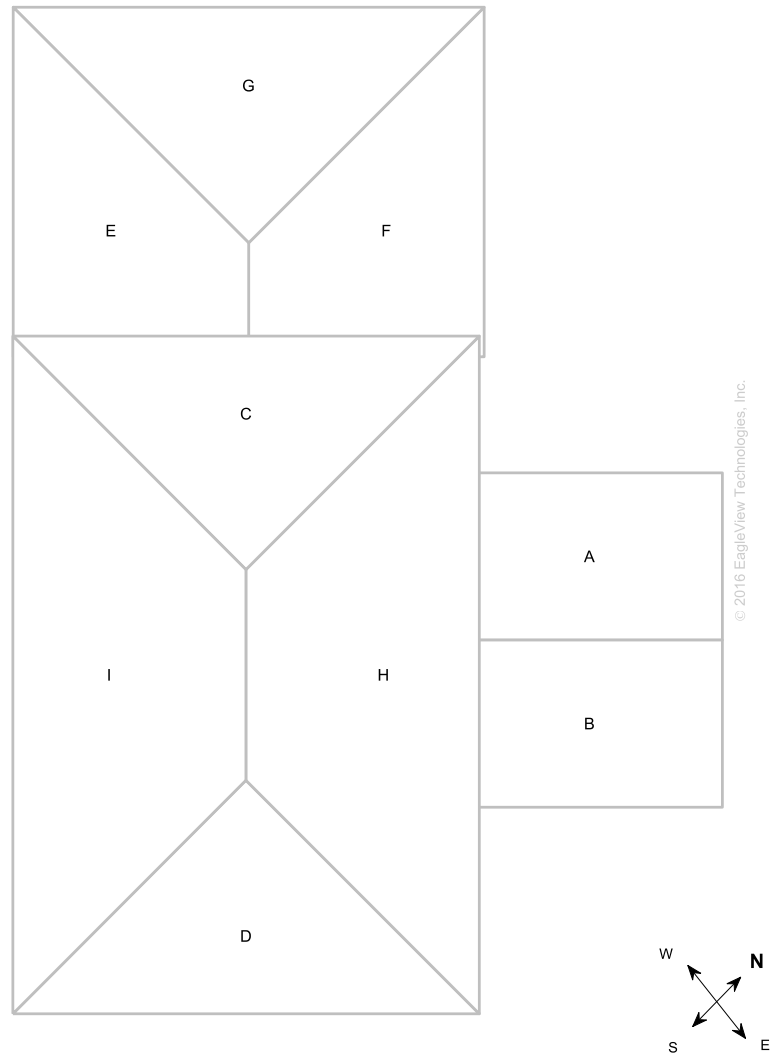


**Note:** This diagram shows the square feet of each roof facet (rounded to the nearest foot). The total area in square feet, at the top of this page, is based on the non-rounded values of each roof facet (rounded to the nearest square foot after being totaled).



## NOTES DIAGRAM

Roof facets are labeled from smallest to largest (A to Z) for easy reference.



© 2016 EagleView Technologies, Inc.

Note: This diagram also appears in the Property Owner Report.

## REPORT SUMMARY

### Areas per Pitch

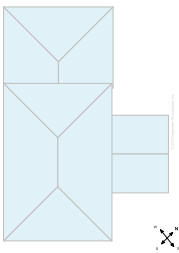
<b>Roof Pitches</b>	3/12	6/12
<b>Area (sq ft)</b>	396.8	2329.2
<b>% of Roof</b>	14.6%	85.4%

The table above lists each pitch on this roof and the total area and percent (both rounded) of the roof with that pitch.

### Waste Calculation Table

Waste %	0%	10%	12%	15%	17%	20%	22%
<b>Area (sq ft)</b>	2,726	2,999	3,053	3,135	3,189	3,271	3,326
<b>Squares</b>	27.3	30.0	30.5	31.3	31.9	32.7	33.3

This table shows the total roof area and squares (rounded up to the nearest decimal) based upon different waste percentages. The waste factor is subject to the complexity of the roof, individual roofing techniques and your experience. Please consider this when calculating appropriate waste percentages. Note that only roof area is included in these waste calculations. Additional materials needed for ridge, hip, valley, and starter lengths are not included.



Total Roof Facets = 9

### Lengths, Areas and Pitches

Ridges = 39 ft (3 Ridges)  
 Hips = 139 ft (6 Hips).  
 Valleys = 0 ft (0 Valleys)  
 Rakes\* = 23 ft (2 Rakes)  
 Eaves/Starter\*\* = 263 ft (9 Eaves)  
 Drip Edge (Eaves + Rakes) = 286 ft (11 Lengths)  
 Parapet Walls = 0 (0 Lengths).  
 Flashing = 0 ft (0 Lengths)  
 Step flashing = 58 ft (4 Lengths)  
 Total Area = 2,726 sq ft  
 Predominant Pitch = 6/12

### Property Location

Longitude =

Latitude =

### Notes

This was ordered as a residential property. There were no changes to the structure in the past four years.

### Online Maps

Online map of property

[http://maps.google.com/maps?f=g&source=s\\_q&hl=en&geocode=&q=](http://maps.google.com/maps?f=g&source=s_q&hl=en&geocode=&q=)

Directions from Craig Gouker Roofing to this property

[http://maps.google.com/maps?f=d&source=s\\_d&saddr=4001+Clairton+Road,West+Mifflin,PA,15122&daddr=](http://maps.google.com/maps?f=d&source=s_d&saddr=4001+Clairton+Road,West+Mifflin,PA,15122&daddr=)

\* Rakes are defined as roof edges that are sloped (not level).

\*\* Eaves are defined as roof edges that are not sloped and level.